

## WHITEPAPER

### GROUND CONTROL STATION TO UAV CONNECTIVITY TECHNOLOGIES THE ROLE OF MAVLINK IN MODERN UNMANNED SYSTEMS

Building Smarter Operations with Ground Control Solutions

Winmate – Your Best-Mate in Rugged Solutions

# EXECUTIVE OVERVIEW: WHY MAVLINK MATTERS

As unmanned aerial vehicles (UAVs) evolve toward greater autonomy, interoperability, and multi-vendor ecosystems, the communication protocol between the Ground Control Station (GCS) and the airborne platform becomes a critical system foundation. MAVLink (Micro Air Vehicle Link) has emerged as the de facto standard protocol for command, control, and telemetry exchange in modern unmanned systems.

Rather than binding a GCS to a proprietary flight control interface, MAVLink enables an open, extensible, and transport-agnostic communication layer. This allows operators, system integrators, and platform developers to combine different GCS hardware, RF links, and autopilot stacks without redesigning the entire control architecture.

For mission-critical operations—such as defense, public safety, and industrial inspection—MAVLink plays a key role in ensuring deterministic control behavior, transparent system status, and scalable multi-vehicle operations.

MAVLink is the open backbone of modern GCS-UAV communication.



# 1. INTRODUCTION: FROM PROPRIETARY CONTROL TO OPEN ARCHITECTURES

Early unmanned systems often relied on tightly coupled, proprietary communication interfaces between controllers and vehicles. While effective in closed systems, these designs limited scalability, interoperability, and long-term technology evolution.


Modern GCS platforms increasingly adopt open communication standards, with MAVLink serving as the common language between human operators and unmanned platforms. By standardizing how commands, telemetry, and status messages are structured, MAVLink decouples software, hardware, and communication media, allowing each layer to evolve independently.

## 2. SYSTEM ARCHITECTURE OVERVIEW

A typical GCS–UAV system consists of four major components:

- Operator Interface: Rugged GCS hardware with display, joysticks, buttons, and computing resources
- Communication Link: RF, wired, or hybrid data links connecting ground and air
- Flight Control System: Autopilot and companion computing onboard the UAV
- Payload and Sensors: Cameras, LiDAR, or mission-specific equipment

Within this architecture, MAVLink operates at the application layer, bridging operator intent and vehicle execution. The GCS generates MAVLink command messages, while the flight controller responds with telemetry and system status.





## 3. CONNECTIVITY METHODS BETWEEN GCS AND UAV

TO SUPPORT DIVERSE MISSION ENVIRONMENTS, MODERN GCS PLATFORMS ARE DESIGNED TO BE TRANSPORT-AGNOSTIC, ALLOWING MAVLINK TRAFFIC TO BE CARRIED OVER MULTIPLE PHYSICAL LINKS:

### ① EMBEDDED WIRELESS RF MODULE

This method integrates a wireless RF module directly into the robotic controller. It enables wireless communication with drones, service robots, and other mobile platforms without requiring any external hardware.



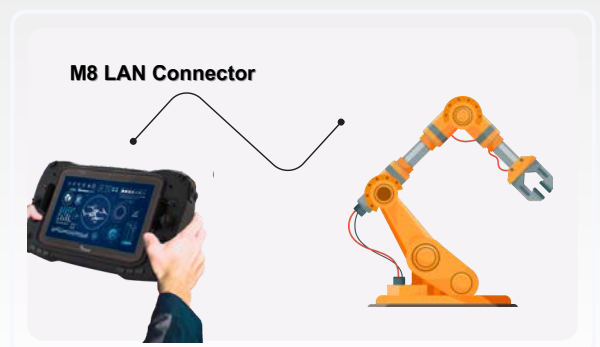
### ② LAN TO EXTERNAL WIRELESS RF STATION

In this setup, the controller is equipped with a rugged M8 LAN port that connects to an external wireless RF station. This allows the controller to transmit LAN signals through a secured, weatherproof connection, ideal for harsh or industrial environments where external RF modules offer stronger signal capabilities or extended range.



### ③ DIRECT LAN TO ROBOT CONNECTION

This method uses the same rugged M8 LAN port but connects directly to the robot, bypassing any wireless setup. This wired connection is reliable, interference-free, and well-suited for fixed robotic systems such as industrial arms or UGVs used in controlled environments.



## 4. MAVLINK DATA TYPES AND COMMUNICATION FLOW

MAVLink defines a structured message set that supports multiple data categories:


- Command Messages: Flight mode changes, navigation commands, and payload control
- Telemetry Messages: Position, velocity, attitude, battery, and system health
- Status and Event Messages: Heartbeat, failsafe states, and system warnings

These messages are typically transported over UDP or TCP and can coexist with other IP-based data streams. By separating control and telemetry from high-bandwidth payload data, MAVLink ensures predictable system behavior even under constrained link conditions.

## 5. VIDEO AND PAYLOAD INTEGRATION BEYOND MAVLINK

While MAVLink is optimized for low-latency command and telemetry, video and sensor payloads generally require higher bandwidth. These data streams are commonly transmitted using IP-based protocols such as RTP or RTSP.

In a well-designed GCS architecture, MAVLink and payload data share the same physical communication link but are logically isolated. This separation allows mission operators to maintain positive vehicle control even if payload bandwidth fluctuates or degrades.



## 6. RELIABILITY, SECURITY, AND SCALABILITY

Open protocols must still meet mission-critical reliability and security requirements. Key design considerations include:

- Redundant communication links and failover strategies
- Encryption and authentication at the transport or application layer
- Support for multi-vehicle and multi-domain unmanned operations

By combining MAVLink with modular GCS hardware and adaptable communication links, operators gain a future-proof control architecture capable of evolving with new platforms and technologies.

## 7. CONCLUSION: MAVLINK AS THE BACKBONE OF MODERN GCS CONNECTIVITY

MAVLink has become the backbone of modern GCS–UAV connectivity by providing a standardized, efficient, and extensible communication framework. When integrated into a rugged and modular GCS platform, MAVLink enables reliable control, transparent system awareness, and scalable unmanned operations across defense, industrial, and public safety domains.

As unmanned systems continue to expand beyond single-vehicle missions, MAVLink-based architectures ensure that unmanned does not mean uncontrolled—but instead open, adaptable, and trusted.



# WINMATE ROBOTICS CONTROLLER SERIES

## RUGGED HANDHELD CONTROLLER SERIES



5.5"

### G500G7

Genio 510 2 x A78 2.0GHz +  
4 x A55 2.0GHz



8"

### G900G7

Genio 510 2 x A78 2.0GHz +  
4 x A55 2.0GHz



8"

### G900AD

Intel® Core™ i5-1235U



10.1"

### G101Q9-A

Qualcomm® 6490  
(Octa-Core 2.7 GHz)



10.1"

### G101AD-A

Intel® Core™ i5-1235U



10.1"

### G101G7

Genio 510 2 x A78 2.0GHz +  
4 x A55 2.0GHz



10.1"

### G101TG

Intel® Core™ i5-1135G7

## RUGGED PORTABLE CONTROLLER SERIES



15.6"

### G156AD-SUIT

Intel® Core™ i5-1235U



## DID YOU KNOW?



Winmate's Robotic Controller Series offers fully customizable options, from joysticks, switches, and buttons to integrated RF modules.

Winmate gives you the flexibility to build a control interface that matches your exact mission requirements. With rugged design, modular connectivity, and ergonomic layouts, our controllers are ready for field use.





## About Us

With over 30 years of industry experience, Winmate is a global leader in rugged computing and intelligent edge solutions. From rugged tablets and rugged laptops to panel PCs, industrial displays, Edge AI systems, and robotic controllers, our products are built to support demanding environments across industries. We specialize in providing tailored solutions and hardware customizations to meet the unique needs of customers in sectors such as industrial automation, defense, logistics, automotive, and more. Backed by in-house testing laboratories and a strong global distribution network, Winmate ensures reliable performance, long-term support, and proven durability.

For more information about Winmate, please visit our website: [www.winmate.com](http://www.winmate.com)

## Contact Us



### Winmate Inc.

No. 18, Zhongxing S. St.,  
Sanchong Dist.,  
New Taipei City 241017, Taiwan  
**Tel** +886-2-8511-0288  
**E-mail** [sales@winmate.com.tw](mailto:sales@winmate.com.tw)  
**Website** [www.winmate.com](http://www.winmate.com)



### Winmate USA Inc.

2640 Mathews Street,  
Smyrna, GA 30080, USA  
**Tel** +1 678-653-8800  
**E-mail** [NASales@winmate.com.tw](mailto:NASales@winmate.com.tw)  
**Website** [www.winmate-rugged.com](http://www.winmate-rugged.com)



### TTX Canada Inc.

150 Werlich Drive, Units 5&6  
Cambridge, Ontario, N1T 1N6 Canada  
**Tel** +1-519-621-1881  
**E-mail** [Sales@ttx.ca](mailto:Sales@ttx.ca)  
**Website** [www.ttx.ca](http://www.ttx.ca)



### Winmate Switzerland Primelco Visual Data AG

Neuhofstrasse 25  
6340 Baar  
**Tel** +41 41 767 01 70  
**E-mail** [product@primelco.ch](mailto:product@primelco.ch)  
**Website** [visualdata.primelco.ch](http://visualdata.primelco.ch)



### Winmate Germany

**TL Electronic**  
Bgm.-Gradl-Straße 1  
85232 Bergkirchen-Feldgeding  
**Tel** +49 8131 33204-0  
**E-mail** [info@tl-electronic.de](mailto:info@tl-electronic.de)  
**Website** [www.tl-electronic.de](http://www.tl-electronic.de)



### 北京京融电自动化科技有限公司 苏州办事处

215100 江苏省苏州市工业园区唯新路69号  
一能科技园3号楼206室  
**Tel** +86-512-6826-6696/6829-6696  
**E-mail** [sales@winmate.com.cn](mailto:sales@winmate.com.cn)  
**Website** [www.winmate.com.cn](http://www.winmate.com.cn)



### Winmate Japan

**HPC Systems Inc.**  
LOOP-X 8F, 3-9-15 Kaigan,  
Minato-ku, Tokyo 108-0022, Japan  
**Tel** +81-3-5446-5535  
**FAX** +81-3-5446-5550  
**Website** [www.hpc.co.jp](http://www.hpc.co.jp)

© 2025 Winmate Inc. All Rights Reserved.



[Winmate Inc.](https://www.winmate.com)



[Winmate Inc.](https://www.winmate.com)



[Winmate Inc.](https://www.winmate.com)



[winmaterugged](https://www.winmate.com)